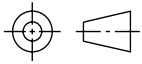
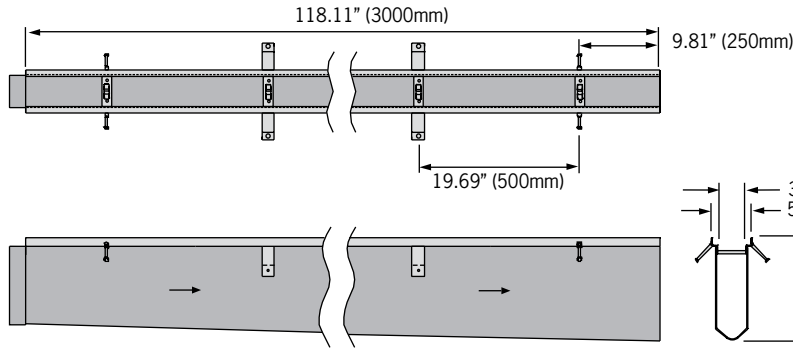




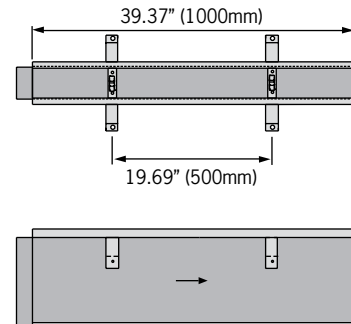
FlowDrain - FG100 with Black Coated Frame



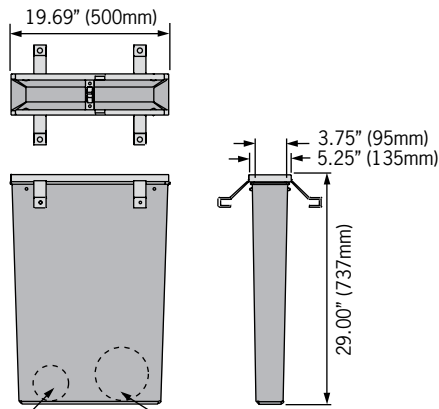
Three meter channel



One meter channel

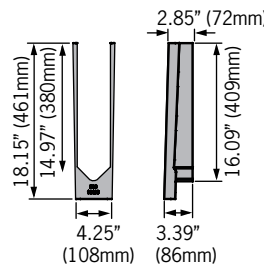


In-line catch basin

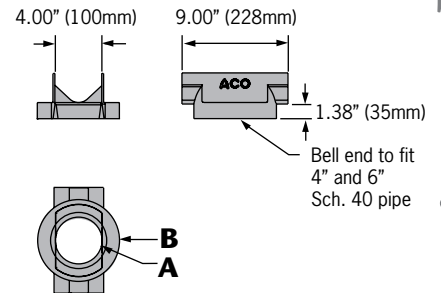


E 4" outlet cut at deepest invert
F 6" outlet cut at deepest invert
 Total capacity = 9.00 gallons

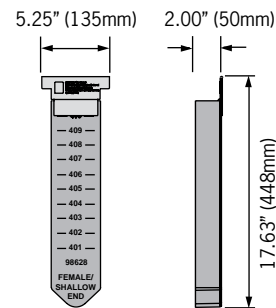
F900 channel collar



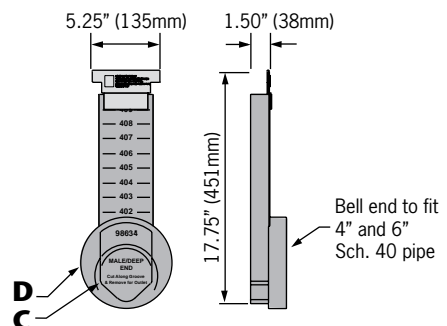
Vertical outlet adapter



Closing cap - female



Closing/outlet cap - male



Outlet flow rates

Outlet	Product	Outlet size (Sch. 40)	Invert Depth	GPM	CFS
A	Vertical outlet - F401	4" round	7.50	147	0.32
A	Vertical outlet - F410	4" round	17.63	228	0.50
B	Vertical outlet - F401	6" round	7.50	244	0.56
B	Vertical outlet - F410	6" round	17.63	374	0.86
C	Outlet cap - F402	4" round	8.63	138	0.32
C	Outlet cap - F410	4" round	17.63	213	0.49
D	Outlet cap - F404	6" round	10.88	257	0.59
D	Outlet cap - F410	6" round	17.63	346	0.80
E	F900* catch basin	4" round	28.88	282	0.63
F	F900* catch basin	6" round	28.88	623	1.39

Note: These are the pipe flow rates at the specified outlet, **NOT** channel flow rates.
 *Catch basin flow rates are without trash bucket - using trash bucket reduces flow.

ACO Specification Information



ACO DRAIN

FG100 trench drain system with black coated frame



ACO Specification Information

Description	Part No.	Invert Depth		Weight lbs.
		inches	mm	
F401 Sloped channel - 118" (3m)	93190	6.38 - 7.50	162 - 191	11.0
F402 Sloped channel - 118" (3m)	93209	7.50 - 8.63	191 - 219	12.9
F403 Sloped channel - 118" (3m)	93217	8.63 - 9.75	219 - 248	14.8
F404 Sloped channel - 118" (3m)	93225	9.75 - 10.88	248 - 276	16.7
F404N Neutral channel - 118" (3m)	93233	10.88 - 10.88	276 - 276	18.6
F4045N Neutral channel - 39.37" (1m)	93241	10.88 - 10.88	276 - 276	6.7
F405 Sloped channel - 118" (3m)	93250	10.88 - 12.00	276 - 305	20.5
F406 Sloped channel - 118" (3m)	93268	12.00 - 13.13	305 - 333	22.4
F407 Sloped channel - 118" (3m)	93276	13.13 - 14.25	333 - 362	24.3
F407N Neutral channel - 118" (3m)	93284	14.25 - 14.25	362 - 362	26.2
F4075N Neutral channel - 39.37" (1m)	93292	14.25 - 14.25	362 - 362	9.4
F408 Sloped channel - 118" (3m)	93301	14.25 - 15.38	352 - 391	28.1
F409 Sloped channel - 118" (3m)	93313	15.38 - 16.50	391 - 419	30.0
F410 Sloped channel - 118" (3m)	93325	16.50 - 17.63	419 - 448	31.9
F410N Neutral channel - 118" (3m)	93337	17.63 - 17.63	448 - 448	33.8
F4105N Neutral channel - 39.37" (1m)	93349	17.63 - 17.63	448 - 448	12.1
Channel Frames				
Black coated steel frame - 118" (3m)	98567	-	-	31.0
Black coated steel frame - 39.37" (1m)	95228	-	-	11.0
In-line Catch Basins				
F900 In-line catch basin - 19.69" (0.5m)	98407	28.88	734	16.0
F900 Black coated steel catch basin frame	98397	-	-	5.0
F900 Channel/Catch basin collar	98163	-	-	0.7
Series 900 Plastic trash bucket	01498	-	-	1.1
Accessories				
Closing cap (F) with black end frame	98593	-	-	0.6
Closing/outlet cap (M) with black end frame	98604	-	-	0.8
Vertical outlet adapter - 4" or 6" Sch. 40 outlet	98195	-	-	0.7
QuickLok/PowerLok grate removal tool	01318	-	-	0.3

Notes:

- Invert depths are for the channel/catch basin body & frame assembly
- Channel weights are for fiberglass body only, add frame to complete weight
- For maximum hydraulic efficiency remove trash bucket from catch basin
- Closing caps can be cut down to suit all channels
- Add 2" to length of each channel for female joining flange (only applicable at shallowest end of run)
- Frames supplied with plastic snap-fit studs for connecting to fiberglass body
- (F) =female
- (M) = male
- Add 0.12" (3mm) for overall depth of channel
- Add 0.12" (3mm) for overall depth of catch basin

Specifications

General

The surface drainage system shall be ACO Drain FG100 complete with gratings secured with 'QuickLok' locking as manufactured by ACO, Inc. or equal approved.

Materials

The trench system bodies shall be manufactured from fiberglass, with minimum properties as follows:

- Compressive strength: 24,400 psi
- Flexural strength: 9,943 psi
- Water absorption 0.33%
- Frost proof
- Salt proof
- Dilute acid and alkali resistant

The nominal clear opening shall be 3.75" (95mm) with overall width of 5.25" (135mm). Pre-cast units shall be manufactured with either an invert slope of 1.0% or with neutral invert and have a wall thickness of at least 0.125" (3mm). Each unit will feature a full 'V' profile in the trench bottom and a 2" (50mm) male to female interconnecting end profile.

The fiberglass channel body shall be fixed to the frame using push fit nylon studs at 19.69" (500mm) intervals.

Frames shall be manufactured from black coated steel and shall incorporate anchoring features to ensure maximum mechanical bond to the surrounding bedding material and pavement surface. Frames shall incorporate installation brackets to ensure correct and easy installation. Frames shall be at least 1/8" (3mm) thick.

Grates

Grates should be specified. See separate ACO Spec Info grate sheets for details.

Installation

The trench drain system shall be installed in accordance with the manufacturer's installation instructions and recommendations.

ACO, Inc.
Northeast Sales Office
 9470 Pinecone Drive
 Mentor, OH 44060
 Tel: (440) 639-7230
 Toll free: (800) 543-4764
 Fax: (440) 639-7235

West Sales Office
 825 W. Beechcraft St.
 Casa Grande, AZ 85122
 Tel: (520) 421-9988
 Toll Free: (888) 490-9552
 Fax: (520) 421-9899

Southeast Sales Office
 4211 Pleasant Road
 Fort Mill, SC 29708
 Toll free: (800) 543-4764
 Fax: (803) 802-1063

Follow us on



Electronic Contact:
 info@ACODrain.us
 www.ACODrain.us

