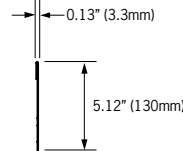
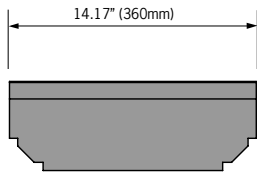
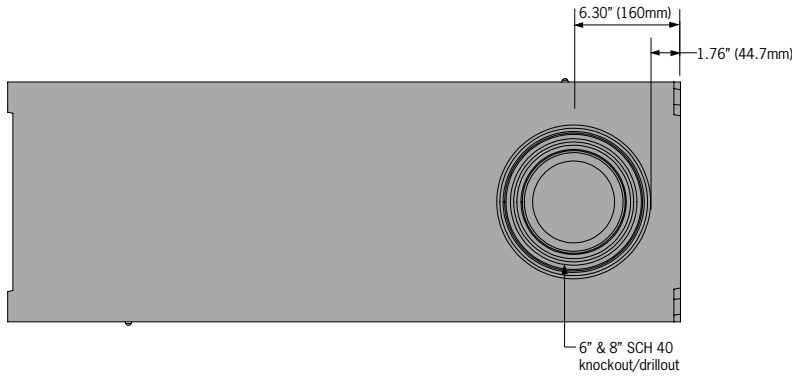
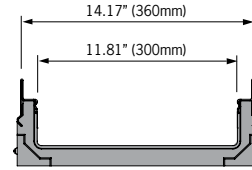
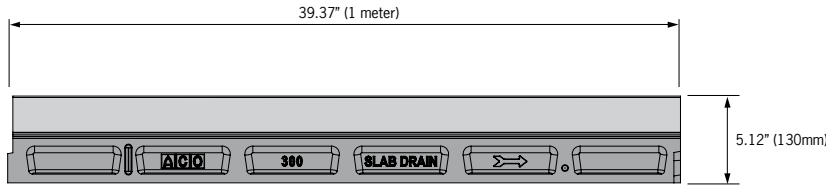


H300KS-13



Outlet flow rates

Product	Outlet size (Sch. 40)	Invert Depth	GPM	CFS
H300KS-13 channel	6" round	4.00	243	0.54
H300KS-13 channel	8" round	4.00	432	0.96

Note: These are the pipe flow rates at the specified outlet, **NOT** channel flow rates.

ACO Specification Information

# ACO DRAIN

## SlabDrain - H300KS-13 stainless steel edge rail channel system



ACO Specification Information

Description	Part No.	Invert Depth		Weight lbs.
		inches	mm	
<b>H300KS-13 - Polyester polymer concrete</b> H300KS-13 Neutral channel - 39.37" (1m)	<b>93465</b>	4.00	100	71.6
H300KS-13 closing end cap	<b>93469</b>	4.00	100	1.0

### Notes:

1. Add nominal 0.6" (15mm) to invert depth for overall channel depth
2. Preformed Sch. 40 6" & 8" dia. drill-out cast on underside of each channel
3. Use QuickLok/PowerLok grate removal tool to remove grates (Part # 01318)

### Specifications

#### General

The surface drainage system shall be ACO Drain SlabDrain H300KS-13 complete with gratings secured with 'QuickLok' as manufactured by ACO, Inc. or equal approved.

#### Materials

The trench system bodies shall be manufactured from polyester polymer concrete with minimum properties as follows:

Compressive strength: 14,000 psi  
Flexural strength: 4,000 psi  
Water absorption: 0.07%  
Frost proof  
Salt proof  
Dilute acid and alkali resistant

The nominal clear opening shall be 11.81" (300mm) with overall width of 14.17" (360mm). Pre-cast units shall be manufactured with neutral invert and have a wall thickness of at least 0.5" (13mm). Each unit will feature a male to female interconnecting end profile. Units shall have horizontal cast in anchoring features on the outside wall to ensure maximum mechanical bond to the surrounding bedding material and pavement surface. The stainless steel edge rail will be integrally cast in by the manufacturer to ensure maximum homogeneity between polymer concrete body and edge rail. Each edge rail shall be at least 1/8" (3mm) thick.

#### Grates

Grates should be specified. See separate ACO Spec Info grate sheets for details. After removal of grates and 'QuickLok' bar there shall be uninterrupted access to the trench to aid maintenance.

#### Installation

The trench drain system shall be installed in accordance with the manufacturer's installation instructions and recommendations.

### ACO, Inc.

**Northeast Sales Office**  
9470 Pinecone Drive  
Mentor, OH 44060  
Tel: (440) 639-7230  
Toll free: (800) 543-4764  
Fax: (440) 639-7235

**West Sales Office**  
825 W. Beechcraft St.  
Casa Grande, AZ 85122  
Tel: (520) 421-9988  
Toll Free: (888) 490-9552  
Fax: (520) 421-9899

**Southeast Sales Office**  
4211 Pleasant Road  
Fort Mill, SC 29708  
Toll free: (800) 543-4764  
Fax: (803) 802-1063



**Electronic Contact:**  
info@ACODrain.us  
www.ACODrain.us



© April 2018, ACO, Inc. This information is believed to be accurate but it is not guaranteed to be so. We cannot assume liability for results that buyer obtains with our product since conditions of use are beyond the control of the company. It is the customer's responsibility to evaluate suitability and safety of product for his own use. ACO, Inc. reserves the right to change the product and specifications without notice.

April 2018

www.ACODrain.us