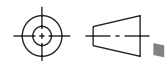
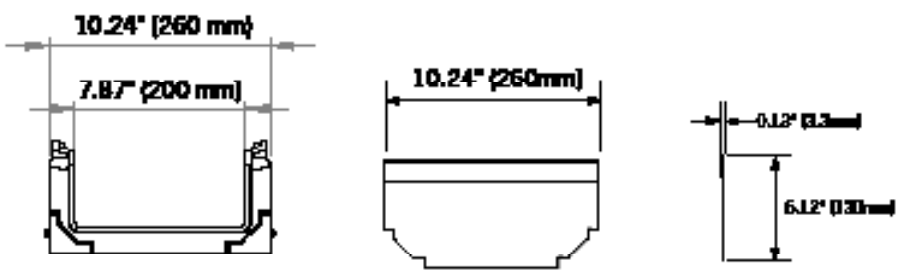
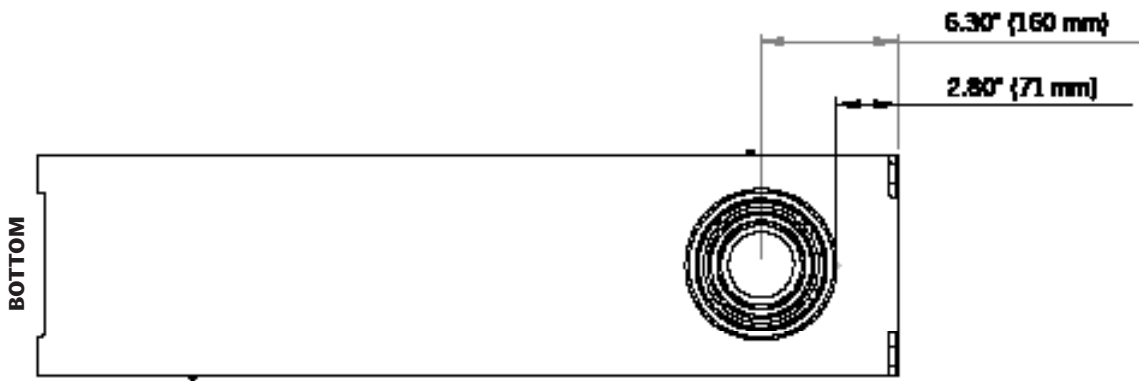
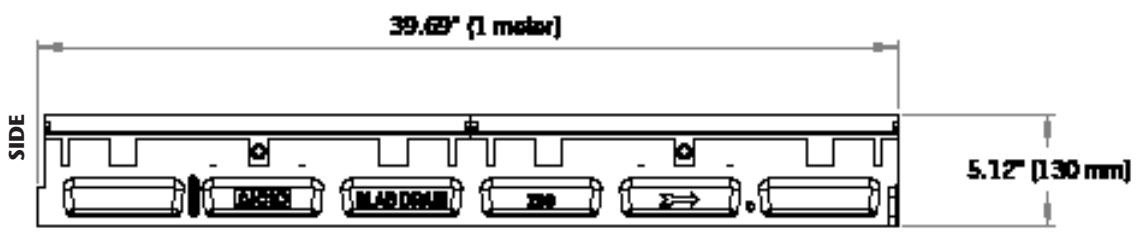
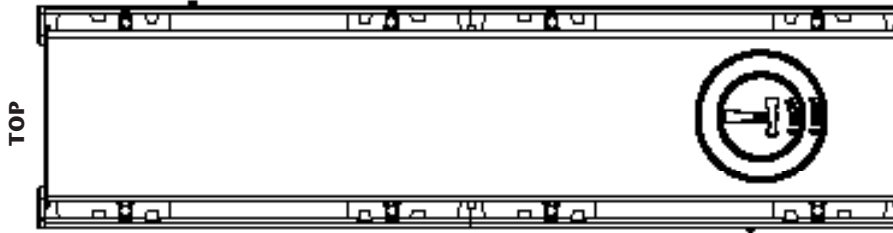


# SlabDrain - H200SK-13 iron edge channels



ACO Specification Information

H200SK-13



**Outlet flow rates**

Product	Outlet size (Sch. 40)	Invert Depth	GPM	CFS
H200SK-13 channel	4" round	4.00	108	0.24
H200SK-13 channel	6" round	4.00	243	0.54

Note: These are the pipe flow rates at the specified outlet, NOT channel flow rates.



**ACO DRAIN**

**SlabDrain - H200SK-13 iron edge channels**



Description	Part No.	Invert Depth		Weight lbs.
		inches	mm	
<b>H200SK-13 - Polyester polymer concrete</b>				
H200SK-13 Neutral channel - 39.37" (1m)	<b>63456</b>	4.00	100	66.4
H200SK-13 closing end cap	<b>93460</b>	4.00	100	1.0
Debris strainer	<b>93488</b>	-	-	0.2
Grate removal tool	<b>01318</b>	-	-	0.3
SK2 ductile iron slotted grate C1 F	<b>02449</b>	4.00	100	30.8
SK2 ductile iron longitudinal grate C1 E	<b>72263</b>	4.00	100	26.4

**Notes:**

1. Add nominal 1.18" (30mm) to invert depth for overall channel depth.
2. Preformed Sch. 40 4" & 6" dia. drill-out cast on underside of each channel.
3. Use QuickLok/PowerLok grate removal tool to remove grates (Part # 01318).
4. See specification information for grate details.

**Specifications**

**General**

The surface drainage system shall be ACO Drain SlabDrain H200SK-13 as manufactured by ACO Polymer Products, Inc. or equal approved. (Add appropriate grate - see grate spec information).

**Materials**

The trench system bodies shall be manufactured from polyester polymer concrete with minimum properties as follows:

Compressive strength: 14,000 psi  
 Flexural strength: 4,000 psi  
 Water absorption: 0.07%  
 Frost proof  
 Salt proof  
 Dilute acid and alkali resistant

The nominal clear opening shall be 7.87" (200mm) with overall width of 10.24" (260mm). Pre-cast units shall be manufactured with neutral invert and have a wall thickness of at least 0.5" (13mm). Each unit will feature a male to female interconnecting end profile. Units shall have horizontal cast in anchoring features on the outside wall to ensure maximum mechanical bond to the surrounding bedding material and pavement surface. The ductile iron edge rail will be integrally cast in by the manufacturer to ensure maximum homogeneity between polymer concrete body and edge rail. Each edge rail shall be at least 1/4" (6mm) thick.

**Installation**

The trench drain system shall be installed in accordance with the manufacturer's installation instructions and recommendations.

**ACO Polymer Products, Inc.**

**Northeast Sales Office**

9470 Pinecone Dr.  
 Mentor, OH 44060  
 Tel: (440) 639-7230  
 Toll free: (800) 543-4764  
 Fax: (440) 639-7235

**West Sales Office**

825 W. Beechcraft St.  
 Casa Grande, AZ 85122  
 Tel: (520) 421-9988  
 Toll Free: (888) 490-9552  
 Fax: (520) 421-9899

**Southeast Sales Office**

4211 Pleasant Road  
 Fort Mill, SC 29708  
 Toll free: (800) 543-4764  
 Fax: (803) 802-1063

**Follow us on**



**Electronic Contact:**

info@ACODrain.us  
 www.ACODrain.us



© Feb 11, 2016 ACO Polymer Products, Inc. This information is believed to be accurate but it is not guaranteed to be so. We cannot assume liability for results that buyer obtains with our product since conditions of use are beyond the control of the company. It is the customer's responsibility to evaluate suitability and safety of product for his own use. ACO Polymer Products Inc. reserves the right to change the product and specifications without notice.